



QUARTERLY INVESTMENT REPORT
For the Quarter Ended

June 30, 2020

Prepared by

Valley View Consulting, L.L.C.

The investment portfolio of the City of White Settlement is in compliance with the Public Funds Investment Act and the Investment Policy and its incorporated strategies.

City Manager

Finance Director

Disclaimer: These reports were compiled using information provided by the City. No procedures were performed to test the accuracy or completeness of this information. The market values included in these reports were obtained by Valley View Consulting, L.L.C. from sources believed to be accurate and represent proprietary valuation. Due to market fluctuations these levels are not necessarily reflective of current liquidation values. Yield calculations are not determined using standard performance formulas, are not representative of total return yields and do not account for investment advisor fees.

Summary

Quarter End Results by Investment Category:

Asset Type	March 31, 2020		June 30, 2020		
	Book Value	Market Value	Book Value	Market Value	Ave. Yield
Pools/Bank/MMA	\$ 26,305,983	\$ 26,305,983	\$ 21,097,501	\$ 21,097,501	0.45%
Securities/CDs	22,109,167	22,109,167	24,913,441	24,913,441	1.81%
Totals	\$ 48,415,150	\$ 48,415,150	\$ 46,010,942	\$ 46,010,942	1.19%

Quarter End Average Yield (1)

Total Portfolio	1.19%
Rolling Three Month Treasury	0.14%
Rolling Six Month Treasury	0.66%
TexPool	0.22%

Fiscal Year-to-Date Average Yield (2)

Total Portfolio	1.69%
Rolling Three Month Treasury	0.97%
Rolling Six Month Treasury	1.28%
Quarterly TexPool Yield	0.95%

Interest Revenue

Quarterly Interest Income	\$ 153,328
Year-to-date Interest Income	\$ 629,611

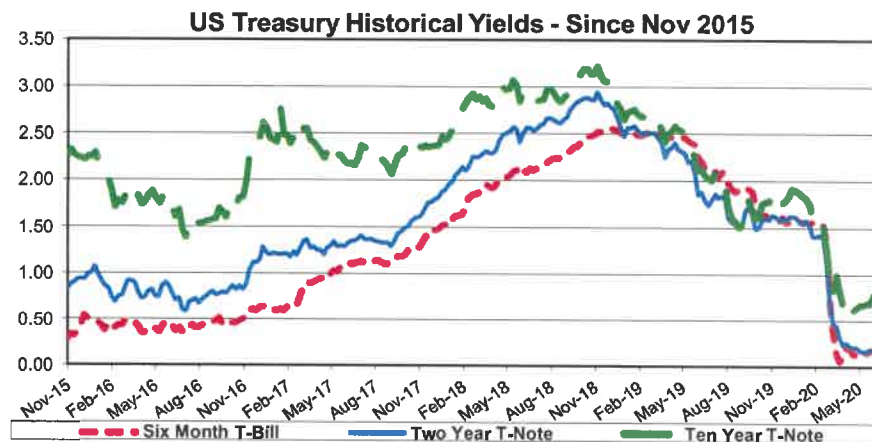
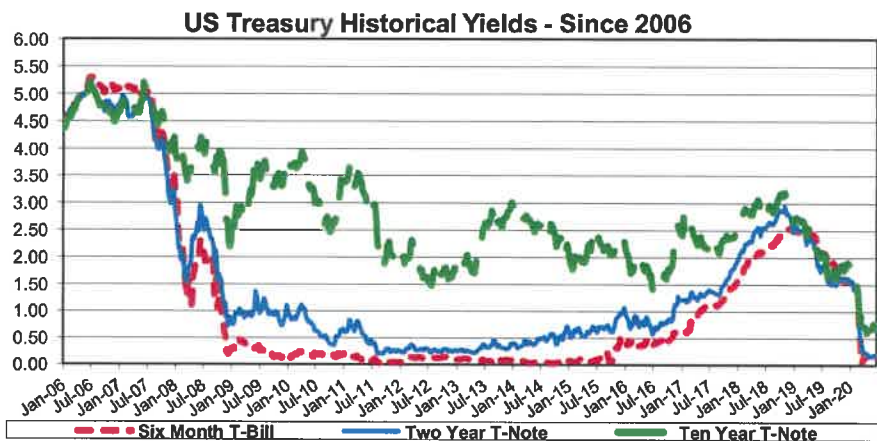
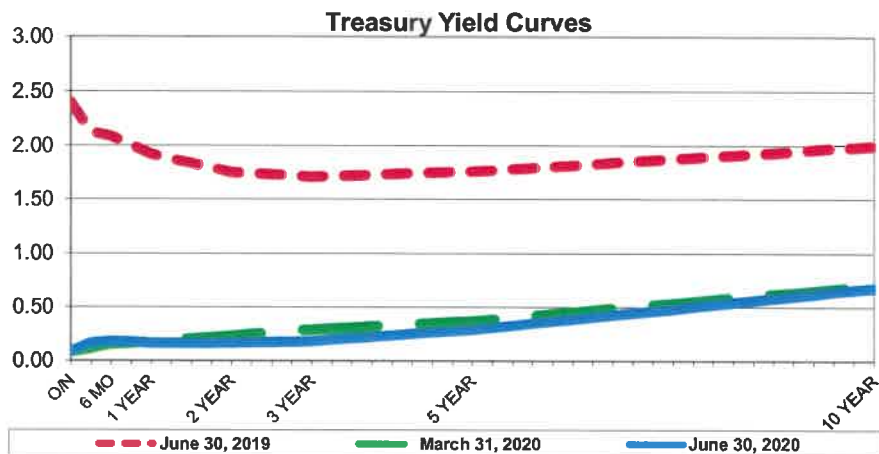
(1) **Quarter End Average Yield** - based on adjusted book value, realized and unrealized gains/losses and investment advisory fees are not considered. The yield for the reporting month is used for bank, pool, and money market balances.

(2) **Fiscal Year-to-Date Average Yield** - calculated using quarter end report yields and adjusted book values and does not reflect a total return analysis or account for advisory fees.

Economic Overview

6/30/2020

The Federal Open Market Committee (FOMC) maintained the Fed Funds target range at 0.00% to 0.25% (Effective Fed Funds are trading +/-0.08%). Worldwide and domestic economic activity popped-up as isolation protocols eased. However, continued positive COVID test growth may impact additional activity. The Yield Curve remains stabilized at current levels. The FOMC has signaled reduced rates for an extended period. Crude oil increased to \$40+ per barrel. Unemployment claims continued to rise, but June Non Farm Payroll surged to 4.8 million. The Stock Market wobbled but stabilized. Full recovery timeline still very uncertain.

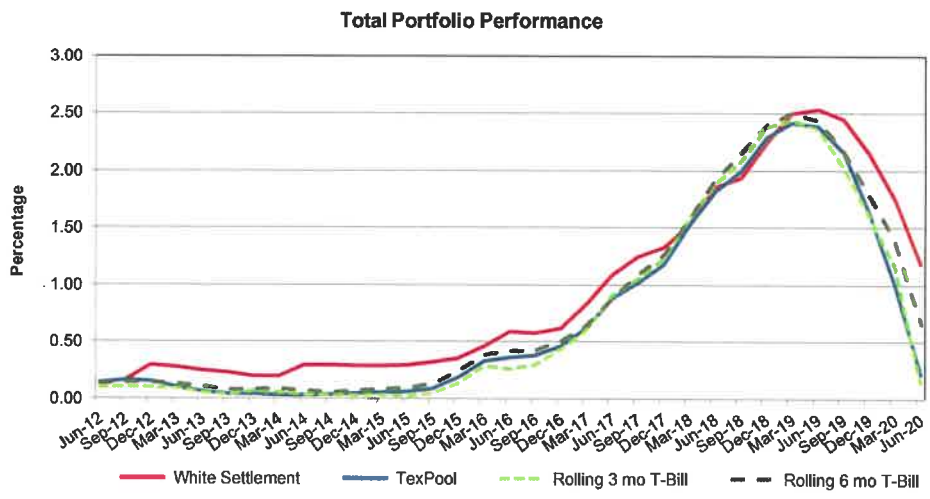
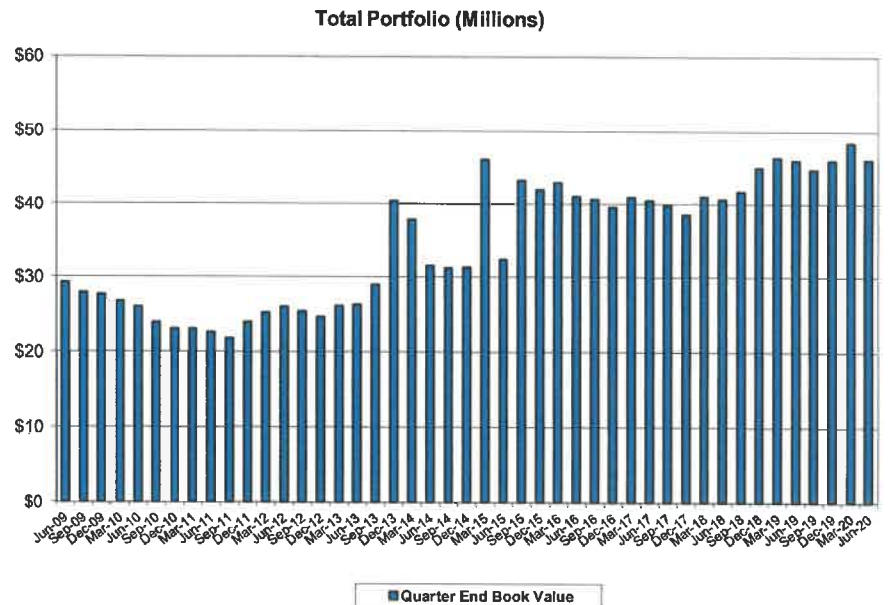
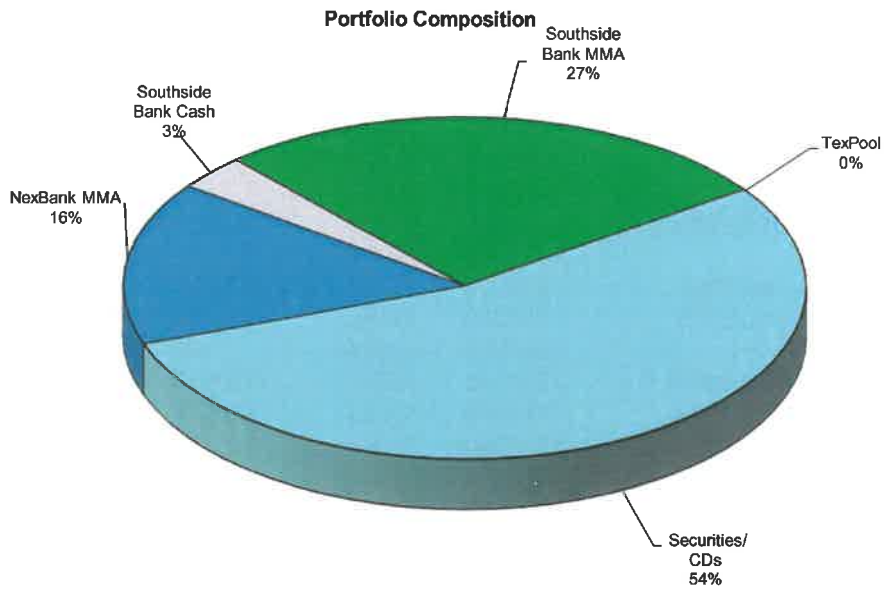


Investment Holdings
June 30, 2020

Description	Ratings	Coupon/ Discount	Maturity Date	Settlement Date	Par Value	Book Value	Market Price	Market Value	Life (Days)	Yield
Southside Bank Cash		0.50%	07/01/20	06/30/20	\$ 1,549,337	\$ 1,549,337	1.00	\$ 1,549,337	1	0.50%
Southside Bank MMA		0.42%	07/01/20	06/30/20	12,424,288	12,424,288	1.00	12,424,288	1	0.42%
NexBank MMA		0.50%	07/01/20	06/30/20	7,122,196	7,122,196	1.00	7,122,196	1	0.50%
TexPool	AAAm	0.22%	07/01/20	06/30/20	1,680	1,680	1.00	1,680	1	0.22%
BTH Bank CDARS		2.60%	07/23/20	04/25/19	1,031,323	1,031,323	100	1,031,323	23	2.60%
BBVA USA CD		2.54%	08/13/20	05/13/19	1,027,979	1,027,979	100	1,027,979	44	2.57%
Legend Bank CDARS		1.85%	09/10/20	03/12/20	1,000,000	1,000,000	100	1,000,000	72	1.87%
LegacyTexas Bank CD		2.78%	10/26/20	01/25/19	1,040,077	1,040,077	100	1,040,077	118	2.82%
BTH Bank CDARS		2.62%	01/21/21	04/25/19	1,031,568	1,031,568	100	1,031,568	205	2.65%
LegacyTexas Bank CD		2.48%	02/12/21	05/14/19	1,027,281	1,027,281	100	1,027,281	227	2.51%
Legend Bank CDARS		1.85%	03/11/21	03/12/20	1,000,000	1,000,000	100	1,000,000	254	1.87%
Bank OZK CD		0.75%	04/20/21	04/20/20	1,001,255	1,001,255	100	1,001,255	294	0.75%
BTH Bank CDARS		2.63%	04/21/21	04/25/19	1,031,690	1,031,690	100	1,031,690	295	2.66%
East West Bank CD		1.70%	04/27/21	01/27/20	1,035,428	1,035,428	100	1,035,428	301	1.71%
LegacyTexas Bank CD		2.50%	05/14/21	05/14/19	1,027,504	1,027,504	100	1,027,504	318	2.53%
CapTex Bank CD		0.65%	05/21/21	05/21/20	1,000,544	1,000,544	100	1,000,544	325	0.65%
Security State B&T CD		2.45%	06/26/21	06/26/19	2,049,625	2,049,625	100	2,049,625	361	2.48%
Security State B&T CD		2.23%	07/24/21	07/24/19	3,572,419	3,572,419	100	3,572,419	389	2.25%
Bank OZK CD		0.85%	10/20/21	04/20/20	1,001,423	1,001,423	100	1,001,423	477	0.90%
BBVA USA CD		1.76%	10/25/21	10/25/19	1,032,494	1,032,494	100	1,032,494	482	1.78%
CapTex Bank CD		0.70%	11/21/21	05/21/20	1,000,595	1,000,595	100	1,000,595	509	0.70%
Bank OZK CD		0.53%	12/16/21	06/16/20	1,000,000	1,000,000	100	1,000,000	534	0.53%
Bank OZK CD		0.95%	04/20/22	04/20/20	1,001,590	1,001,590	100	1,001,590	659	0.96%
CapTex Bank CD		0.76%	05/21/22	05/21/20	1,000,645	1,000,645	100	1,000,645	690	0.76%
Bank OZK CD		0.55%	06/16/22	06/16/20	1,000,000	1,000,000	100	1,000,000	716	0.55%
Total					\$ 46,010,942	\$ 46,010,942		\$ 46,010,942	190	1.19%
									(1)	(2)

(1) **Weighted average life** - For purposes of calculating weighted average life, cash equivalent investments are assumed to have a one day maturity.

(2) **Weighted average yield to maturity** - The weighted average yield to maturity is based on adjusted book value, realized and unrealized gains/losses and investment advisory fees are not considered. The yield for the reporting month is used for pool, and bank account investments.



Book Value Comparison

Description	Coupon/ Discount	Maturity Date	March 31, 2020		Purchases/ Adjustments	Sales/Adjust/ Maturities	June 30, 2020	
			Par Value	Book Value			Par Value	Book Value
Southside Bank Cash	0.50%	07/01/20	\$ 1,703,165	\$ 1,703,165	\$ -	\$ (153,828)	\$ 1,549,337	\$ 1,549,337
Southside Bank MMA	0.42%	07/01/20	14,490,043	14,490,043		(2,065,755)	12,424,288	12,424,288
NexBank MMA	0.50%	07/01/20	10,111,097	10,111,097		(2,988,900)	7,122,196	7,122,196
TexPool	0.22%	07/01/20	1,678	1,678	1		1,680	1,680
East West Bank CD	2.94%	04/17/20	1,043,781	1,043,781		(1,043,781)	-	-
East West Bank CD	2.94%	04/17/20	1,043,781	1,043,781		(1,043,781)	-	-
East West Bank CD	2.66%	05/21/20	1,051,601	1,051,601		(1,051,601)	-	-
LegacyTexas Bank CD	2.90%	06/12/20	2,150,779	2,150,779		(2,150,779)	-	-
BTH Bank CDARS	2.60%	07/23/20	1,024,660	1,024,660	6,663		1,031,323	1,031,323
BBVA USA CD	2.54%	08/13/20	1,021,437	1,021,437	6,542		1,027,979	1,027,979
Legend Bank CDARS	1.85%	09/10/20	1,000,000	1,000,000			1,000,000	1,000,000
LegacyTexas Bank CD	2.78%	10/26/20	1,032,843	1,032,843	7,234		1,040,077	1,040,077
BTH Bank CDARS	2.62%	01/21/21	1,024,852	1,024,852	6,716		1,031,568	1,031,568
LegacyTexas Bank CD	2.48%	02/12/21	1,020,904	1,020,904	6,377		1,027,281	1,027,281
Legend Bank CDARS	1.85%	03/11/21	1,000,000	1,000,000			1,000,000	1,000,000
Bank OZK CD	0.75%	04/20/21	-	-	1,001,255		1,001,255	1,001,255
BTH Bank CDARS	2.63%	04/21/21	1,024,948	1,024,948	6,742		1,031,690	1,031,690
East West Bank CD	1.70%	04/27/21	1,031,049	1,031,049	4,379		1,035,428	1,035,428
LegacyTexas Bank CD	2.50%	05/14/21	1,021,074	1,021,074	6,430		1,027,504	1,027,504
CapTex Bank CD	0.65%	05/21/21	-	-	1,000,544		1,000,544	1,000,544
Security State B&T CD	2.45%	06/26/21	2,037,054	2,037,054	12,571		2,049,625	2,049,625
Security State B&T CD	2.23%	07/24/21	3,552,468	3,552,468	19,950		3,572,419	3,572,419
Bank OZK CD	0.85%	10/20/21	-	-	1,001,423		1,001,423	1,001,423
BBVA USA CD	1.76%	10/25/21	1,027,937	1,027,937	4,558		1,032,494	1,032,494
CapTex Bank CD	0.70%	11/21/21	-	-	1,000,595		1,000,595	1,000,595
Bank OZK CD	0.53%	12/16/21	-	-	1,000,000		1,000,000	1,000,000
Bank OZK CD	0.95%	04/20/22	-	-	1,001,590		1,001,590	1,001,590
CapTex Bank CD	0.76%	05/21/22	-	-	1,000,645		1,000,645	1,000,645
Bank OZK CD	0.55%	06/16/22	-	-	1,000,000		1,000,000	1,000,000
TOTAL			\$ 48,415,150	\$ 48,415,150	\$ 8,094,217	\$ (10,498,425)	\$ 46,010,942	\$ 46,010,942

Market Value Comparison

Description	Coupon/ Discount	Maturity Date	March 31, 2020		Qtr to Qtr Change	June 30, 2020	
			Par Value	Market Value		Par Value	Market Value
Southside Bank Cash	0.50%	07/01/20	\$ 1,703,165	\$ 1,703,165	\$ (153,828)	\$ 1,549,337	\$ 1,549,337
Southside Bank MMA	0.42%	07/01/20	14,490,043	14,490,043	(2,065,755)	12,424,288	12,424,288
NexBank MMA	0.50%	07/01/20	10,111,097	10,111,097	(2,988,900)	7,122,196	7,122,196
TexPool	0.22%	07/01/20	1,678	1,678	1	1,680	1,680
East West Bank CD	2.94%	04/17/20	1,043,781	1,043,781	(1,043,781)	—	—
East West Bank CD	2.94%	04/17/20	1,043,781	1,043,781	(1,043,781)	—	—
East West Bank CD	2.66%	05/21/20	1,051,601	1,051,601	(1,051,601)	—	—
LegacyTexas Bank CD	2.90%	06/12/20	2,150,779	2,150,779	(2,150,779)	—	—
BTH Bank CDARS	2.60%	07/23/20	1,024,660	1,024,660	6,663	1,031,323	1,031,323
BBVA USA CD	2.54%	08/13/20	1,021,437	1,021,437	6,542	1,027,979	1,027,979
Legend Bank CDARS	1.85%	09/10/20	1,000,000	1,000,000	—	1,000,000	1,000,000
LegacyTexas Bank CD	2.78%	10/26/20	1,032,843	1,032,843	7,234	1,040,077	1,040,077
BTH Bank CDARS	2.62%	01/21/21	1,024,852	1,024,852	6,716	1,031,568	1,031,568
LegacyTexas Bank CD	2.48%	02/12/21	1,020,904	1,020,904	6,377	1,027,281	1,027,281
Legend Bank CDARS	1.85%	03/11/21	1,000,000	1,000,000	—	1,000,000	1,000,000
Bank OZK CD	0.75%	04/20/21	—	—	1,001,255	1,001,255	1,001,255
BTH Bank CDARS	2.63%	04/21/21	1,024,948	1,024,948	6,742	1,031,690	1,031,690
East West Bank CD	1.70%	04/27/21	1,031,049	1,031,049	4,379	1,035,428	1,035,428
LegacyTexas Bank CD	2.50%	05/14/21	1,021,074	1,021,074	6,430	1,027,504	1,027,504
CapTex Bank CD	0.65%	05/21/21	—	—	1,000,544	1,000,544	1,000,544
Security State B&T CD	2.45%	06/26/21	2,037,054	2,037,054	12,571	2,049,625	2,049,625
Security State B&T CD	2.23%	07/24/21	3,552,468	3,552,468	19,950	3,572,419	3,572,419
Bank OZK CD	0.85%	10/20/21	—	—	1,001,423	1,001,423	1,001,423
BBVA USA CD	1.76%	10/25/21	1,027,937	1,027,937	4,558	1,032,494	1,032,494
CapTex Bank CD	0.70%	11/21/21	—	—	1,000,595	1,000,595	1,000,595
Bank OZK CD	0.53%	12/16/21	—	—	1,000,000	1,000,000	1,000,000
Bank OZK CD	0.95%	04/20/22	—	—	1,001,590	1,001,590	1,001,590
CapTex Bank CD	0.76%	05/21/22	—	—	1,000,645	1,000,645	1,000,645
Bank OZK CD	0.55%	06/16/22	—	—	1,000,000	1,000,000	1,000,000
TOTAL			\$ 48,415,150	\$ 48,415,150	\$ (2,404,208)	\$ 46,010,942	\$ 46,010,942